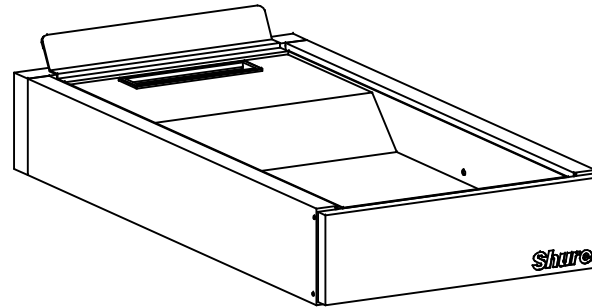
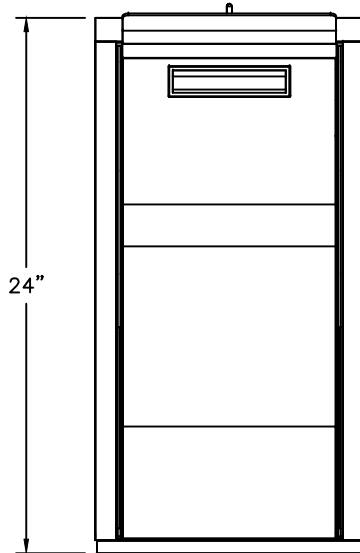
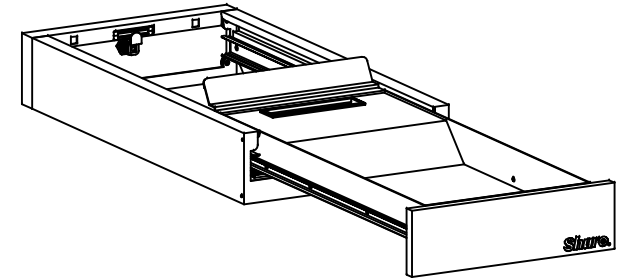


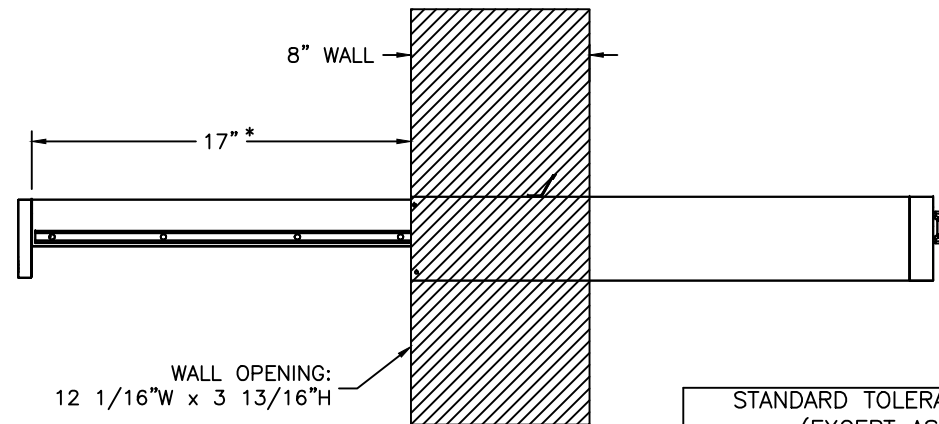
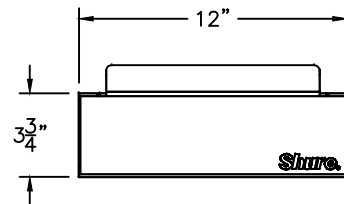
SHURESAFE SPT354 DRIVE-THRU CASH DRAWER



DRAWER SHOWN IN LOCKED POSITION
(CUSTOMER SIDE SHOWN)



DRAWER SHOWN AT STANDARD FULL
EXTENSION (CUSTOMER SIDE)



*STANDARD EXTENSION OF DRAWER (17").
CAN BE ADJUSTED IN THE FIELD TO
AN EXTENSION OF 14" IF REQUIRED.

MATERIAL:
DRAWER IS FABRICATED USING
VARIOUS GAUGES OF STAINLESS
STEEL TYPES 304 AND 430
WITH #4 FINISH.

STANDARD TOLERANCES INCHES
(EXCEPT AS NOTED)

DECIMAL	FRACTIONAL	ANGULAR
±0.1	±1/16"	±2°

Shure Shure Manufacturing Corporation
1901 West Main Street
Washington, Missouri 63090 U.S.A.

This drawing is and includes information proprietary to
Shure Manufacturing Corporation. All use is prohibited
except by written consent.

DRAWN BY: AH 07-30-15	DRAWING NO. SK8887
--------------------------	-----------------------